

HEATING | COOLING | VENTILATION

LISSETT

With its slim profile and graceful curves the Lissett is a subtly elegant radiator that complements contemporary interiors. It's elliptical sections are topped by chrome caps and it's discreet brackets allow for minimal projection from the wall. Made from recycled aluminium, the Lissett uses less energy to heat-up and is fast to respond to changes in room temperature.


Versatile

HEATING, COOLING & VENTILATION

Beechmount Home Park, Navan, Co. Meath
Tel: 00 353 46 902 9444 Email: sales@versatile.ie

www.versatile.ie




Lissett

With its slim profile and graceful curves the Lissett is a subtly elegant radiator that complements contemporary interiors. It's elliptical sections are topped by chrome caps and it's discreet brackets allow for minimal projection from the wall. Made from recycled aluminium, the Lissett uses less energy to heat-up and is fast to respond to changes in room temperature.



The Lissett is available from stock in white (RAL 9010) and volcanic but can be ordered in a range of colours and finishes (see page 182)

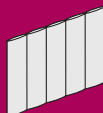




LI-60-80

height: 590 mm / 24 ins
length: 804 mm / 32 ins
output: 624 watts / 2128 btu

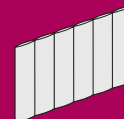
white (RAL 9010):
volcanic:
colours:



LI-60-100

height: 590 mm / 24 ins
length: 1006 mm / 40 ins
output: 780 watts / 2661 btu

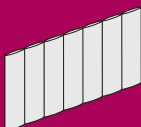
white (RAL 9010):
volcanic:
colours:



LI-60-120

height: 590 mm / 24 ins
length: 1207 mm / 48 ins
output: 936 watts / 3193 btu

white (RAL 9010):
volcanic:
colours:



LI-60-140

height: 590 mm / 24 ins
length: 1409 mm / 56 ins
output: 1092 watts / 3725 btu

white (RAL 9010):
volcanic:
colours:

It's all in the detail...

- prices inclusive of VAT are shown in pink
- prices surrounded by a white box indicate stock items / colours: please allow 4 – 6 weeks
- projection from wall to front face: 84 - 97 mm

Have you considered...



For pipes from floor we recommend valve set K see page 169.



For pipes from wall we recommend valve set L see page 170.

aluminium



LI-190-40

height: 1890 mm / 74 ins

length: 401 mm / 16 ins

output: 853 watts / 2911 btu

pipe centres: 201 mm

white (RAL 9010):

volcanic:

colours:



LI-190-60

height: 1890 mm / 74 ins

length: 603 mm / 24 ins

output: 1289 watts / 4398 btu

pipe centres: 403 mm

white (RAL 9010):

volcanic:

colours:

It's all in the detail...

- prices inclusive of VAT are shown in pink
- prices surrounded by a white box indicate stock items / colours: please allow 4 – 6 weeks
- projection from wall to front face: 69 - 82 mm

Have you considered...



For pipes from floor
we recommend
valve set E
see page 169.



For pipes from wall we
recommend **valve set M**
see page 170.



Technical data

The mandatory introduction of CE marking for radiators means that all radiators should now be independently tested and their outputs certified by an independently accredited third party in accordance with European standard EN 442. This information (including weight, water content and the testing facility) must be shown in the literature and on the packaging.

Bisque has always been scrupulous in ensuring that all radiators in our portfolio are independently tested before we launch them and the required information has always been available via the technical data sheets on our website. In accordance with the new CE guidelines, we have now also included this information in our brochure and on the radiator packaging. We can also provide Declaration of Performance documents on request.

Customers can therefore be assured that Bisque radiators will perform as published and need have no concerns about under heated rooms due to exaggerated radiator outputs.

General purpose radiators

Lissett

					Outputs $\Delta T=50K$ are listed on product pages					
Model code	Finish	Overall projection mm	Pipe centres mm		Outputs $\Delta T=30K$		Exponent n.	Weight kg	Water content litres	Immersion rating
			radiator	from wall	Watts	Btus				
LI-60-80	paint	84 - 97	length + valves	36 - 49	324	1107	1.29	8.0	1.6	N/A
LI-60-100	paint	84 - 97	length + valves	36 - 49	406	1384	1.29	10.0	2.0	N/A
LI-60-120	paint	84 - 97	length + valves	36 - 49	487	1660	1.29	12.0	2.4	N/A
LI-60-140	paint	84 - 97	length + valves	36 - 49	568	1937	1.29	14.3	2.8	N/A
LI-190-40	paint	69 - 82	201	51 - 64	440	1500	1.31	11.3	2.1	N/A
LI-190-60	paint	69 - 82	403	51 - 64	660	2251	1.31	17.0	3.1	N/A
Max. working pressure 6 bar		Max. working temperature 90° C		Test lab. reg. no. 1695		Test lab. M.R.T.				