




# versatile

Enrich your space

**Urban**

Urban Ecrú\_60\*60 A Urban Ecrú\_60\*120 SF D. Urban Mosaic Ecrú SF  
 P.V. Urban Ecrú Ang.P.V. Urban Ecrú E.P.V. Urban Ecrú Rej. Urban Ecrú Ang.Rej. Urban Ecrú T.Rej. Urban Ecrú





**Urban**

Urban Ecrú\_29\*90 SF

Urban Mud\_90\*90 A



Ecrú

Mud

Silver

Smoke


MilaWarm

Mila Cold

# Urban

versatile  
Enrich your space


## URBAN



17 patterns

90 \* 90 \* 1 cm | 36 \* 36"

RECTIFIED	SOFT	ANTISLIP
	BN48	BN90
ECRU	24032	24036
MUD	24031	24037
SILVER	24033	24038
SMOKE	24034	24039

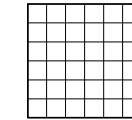


32 patterns

60 \* 60 \* 1 cm | 24 \* 24"

RECTIFIED	ANTISLIP
	BN88
ECRU	24132 24136
MUD	24133 24137
SILVER	24134 24138
SMOKE	24135 24139


### D. URBAN MOSAIC



30 \* 30 cm | 12 \* 12"


NO RECTIFIED	SOFT
	P38
ECRU	24450
MUD	24451
SILVER	24452
SMOKE	24453

### D. URBAN SPAC



30 \* 30 cm | 12 \* 12"


NO RECTIFIED	SOFT
	P58
ECRU	24454
MUD	24455
SILVER	24456
SMOKE	24457



16 patterns

60 \* 120 \* 1 cm | 24 \* 48"

RECTIFIED	SOFT	ANTISLIP
	BN72	BN116
ECRU	24669	24678
MUD	24670	24680
SILVER	24672	24679
SMOKE	24671	24677



51 patterns

29 \* 90 \* 1 cm | 12 \* 36"

RECTIFIED	SOFT
	BN48
ECRU	24602
MUD	24605
SILVER	24608
SMOKE	24611




128 patterns

9,9 \* 60 \* 1 cm | 4 \* 24"

RECTIFIED	SOFT
	BN97
ECRU	24625
MUD	24627
SILVER	24631
SMOKE	24634

## MILA

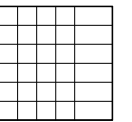


5 patterns

60 \* 60 \* 1 cm | 24 \* 24"

RECTIFIED	SOFT
	BN40
WARM	24953
COLD	24952

### D. MILA MOSAIC



30 \* 30 cm | 12 \* 12"

NO RECTIFIED	SOFT
	P37
WARM	23441
COLD	23442



26805 ALUMINIO/60/MAT \_ 60 \* 0,5 cm | 24 \* 0,2" \_ P32



26200 ALUMINIO/90/MAT \_ 90 \* 0,5 cm | 35 \* 0,2" \_ P39



26201 L. GOLDEN/MAT/90 \_ 90 \* 0,5 cm | 35 \* 0,2" \_ P39

# Urban




## RHOM. URBAN

14,8 \* 17 cm | 6 \* 7"

NO RECTIFIED	SOFT P17
ECRU	24969
MUD	24970
SILVER	24971
SMOKE	24972

Ejemplos de posibles combinaciones. Se pueden realizar en todos los colores.  
Examples of possible combinations. Available in all colours.



### CARACTERÍSTICAS TÉCNICAS | TECHNICAL CHARACTERISTICS

joint	frost proof	versatile	full body	diferent shades	shade variation	various graphics

### CARACTERÍSTICAS TÉCNICAS ANTIDESLIZAMIENTO | ANTI-SLIP CHARACTERISTICS

Ensayo   Essay	Características   Features	SOFT	ANTISLIP
DIN 51130	Ángulo crítico (Pies calzados)   Critical angle (footwear)	R10	R12
DIN 51097	Ángulo crítico (Pies descalzos)   Critical angle (Wet loaded barefoot)	A+B	A+B+C
BS-7976-2	Antideslizamiento (Test del péndulo)   Slip resistance (Pendulum test-PTV)	+36 Wet	+36 Wet
UNE-ENV-12633	Antideslizamiento (Test del péndulo)   Slip resistance (Pendulum test)	Class 1	Class 3
ANSI A.1371	Coefficiente de Fricción Dinámico   Dynamic Coefficient of Friction (DCOF)	> 0,42 Wet	> 0,42 Wet
ISO 10545-6	Resistencia a la abrasion profunda   Resistance to Deep Abrasion	< 175 mm³	< 175 mm³

### EMBALAJE | PACKING

(Los pesos aquí reflejados pueden sufrir ligeras variaciones en función del lote de producción. Weights shown here may slightly vary depending on the production lot.)

Formato   Sizes	Cajas   Boxes			Pallet				Cont./20'	Cont./20'
	Piezas	m2/ sq.m	kg	Cajas	m2/ sq.m	kg	Tamaño cm aprox.	m2/ sq.m	m2/ sq.m
90 * 90 * 1	2	1,62	40	22	35,64	905	105 * 95 * 75	846,7	945,15
29 * 90 * 1	3	0,78	20,00	54	42,12	1105	105 * 95 * 75	819,53	914,82
60 * 120 * 1	2	1,44	33,18	27	38,88	920	120 * 80 * 75	908,61	1014,26
60 * 60 * 1	3	1,08	24,3	36	38,88	899	120 * 80 * 75	929,83	1037,95
9,9 * 60 * 1	13	0,77	16,45	64	49,28	1065	100 * 100 * 94	994,85	1110,54
inch	units	ft2	lb	Boxes	ft2	lb	Sizes Inch approx.	ft2	ft2
35 7/16 * 35 7/16 * 3/8	2	17,44	83,69	22	383,63	1.896,22	41 5/6 * 37 3/8 * 29 1/2	9589,39	10704,43
11 7/16 * 35 7/16 * 3/8	3	8,40	44,09	54	453,38	2436,53	41 5/16 * 37 3/8 * 29 1/2	8821,41	9847,16
23 5/8 * 47 1/4 * 3/8	2	15,50	73,15	27	418,50	2.027,92	47 1/4 * 31 1/2 * 29 1/2	9781,75	10919,17
23 5/8 * 23 5/8 * 3/8	3	11,63	53,57	36	418,50	1.981,49	47 1/4 * 31 1/2 * 29 1/2	10010,95	11175,02
3 7/8 * 23 5/8 * 3/8	13	8,29	36,27	64	530,45	2348,33	39 3/8 * 39 3/8 * 37	10708,61	11953,80



### PIEZA COMPLEMENTARIA | COMPLEMENTARY PIECE

AF. Alféizar - Windowsill	PL. /18 Peldaño técnico - Technical stair - thread	PT. Peldaño técnico - Technical stair - thread	PR. Peldaño Romo Rounded stair - thread	R. Rodapie Skirting	S.K.I.	S.K.D.	Z.R.I.	Z.R.D.
25*90 cm   10*36" P77 25*120 cm   10*48" P54	30*90 cm   12*36" P76 30*60 cm   12*24" P54 30*120 cm   12*48" P75	30*90 cm   12*36" P76 30*60 cm   12*24" P54 30*120 cm   12*48" P75	30*90 cm   12*36" P61 30*60 cm   12*24" P64 30*120 cm   12*48" P77	8*90/SF cm   3*36" P44 8*60 cm   3*24" P13	8*30 cm   3*12" P55			
			A= 1 cm B= 3 cm					

### PIEZA ESPECIAL PISCINA | SPECIAL PIECE POOL

P.V. Peldaño Vierteagua Pool Coping	ANG.P.V. Peldaño vierteagua angulo Pool Coping internal corner	E.P.V. Peldaño vierteagua esquina Pool Coping external corner	REJ. Rejilla Drainage grate	ANG.REJ. Angulo rejilla   Angle corner drainage grate	T.REJ. Taco rejilla   Square corner drainage grate
20*60 cm   8*24" P61 20*90 cm   8*36" P81	20*60 cm   8*24" P70 (PACK 2 units) 20*90 cm   8*36" P75 (PACK 2 units)	20*60 cm   8*24" P70 (PACK 2 units) 20*90 cm   8*36" P75 (PACK 2 units)	15*60*2,2 cm   6*24" P54 15*90*2,2 cm   6*36" P76	15*60*2,2 cm   6*24" P75 (PACK 2 units) 15*90*2,2 cm   6*36" P57 (PACK 2 units)	15*15*2,2 cm   6*6" P85